

MagniFlash™

11x LED Lighted Magnifier / Flashlight

Congratulations on selecting your new LED Lighted Magnifier/Flashlight. In order to achieve optimum performance, please follow instructions for proper use and care.

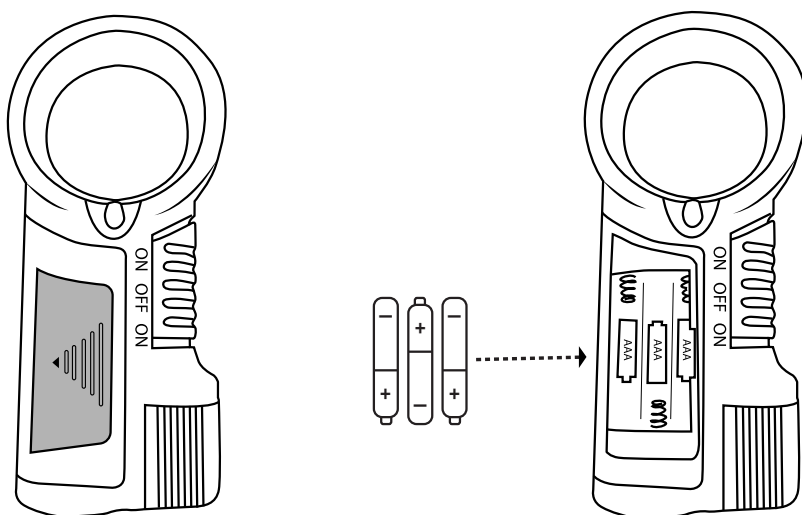


PRODUCT SPECIFICATION:

Magnification:	11x	Dimensions:	5.3" x 2.4" x 1.0"
Lens Diameter:	38mm (1.5")	Batteries:	3 AAA
Weight:	0.15 lbs	Accessories:	Neck Strap and Case

INSTALLING BATTERIES:

Slide off battery door and insert 3 AAA batteries in the correct polarity. Reattach battery door.

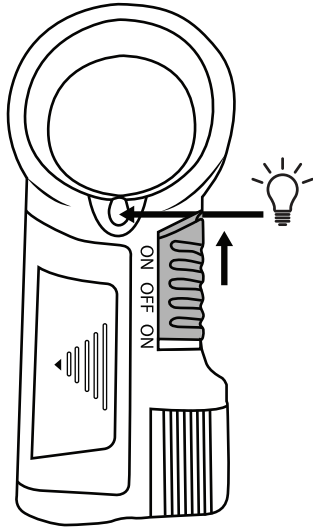


WARNING:

Use only alkaline batteries. Mixing old and new, different brands or types within brands may cause batteries to leak, overheat or explode. Keep away from fire or excessive heat. Inspect batteries for corrosion or leakage. Insert in direction indicated. Rechargeable batteries not recommended.

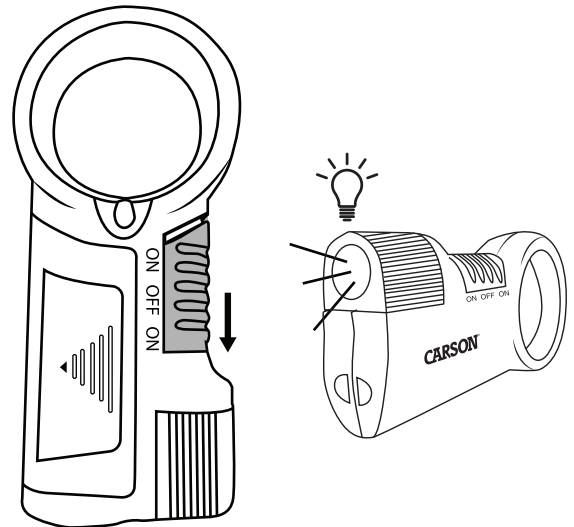
TURNING ON MAGNIFIER LIGHT:

1. Slide switch up to turn light ON.
 2. Slide switch to center position to turn OFF.
- Note:** Switch must be in center position to turn light off. If you slide switch all the way down, it will turn flashlight on.



TURNING ON FLASHLIGHT:

1. Slide switch down to turn flashlight ON.
 2. Slide switch to center position to turn OFF.
- Note:** Switch must be in center position to turn light off. If you slide switch all the way up, it will turn magnifier light on.



USING THE MAGNIFIER:

For Best Results: Your eye(s) should be reasonably close to the magnifier.

CARE:

Clean using microfiber lens cloth. Do not use any abrasives, chemical cleaners, or solvents.

Customer Service:

If you experience any difficulties, please contact us and we will be happy to help you.



✉ info@carson.com



✉ uksupport@carson.com



✉ eusupport@carson.com

For warranty information, visit www.carson.com/warranty

www.carson.com

Carson Optical 2070 5th Avenue, Ronkonkoma, NY 11779 | Tel: 631-963-5000