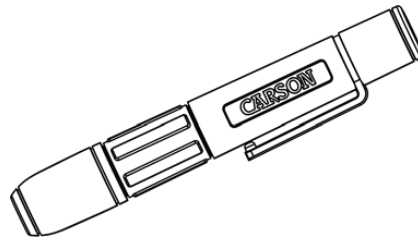


CARSON®

CS-10

C6™ Series Lens Cleaner

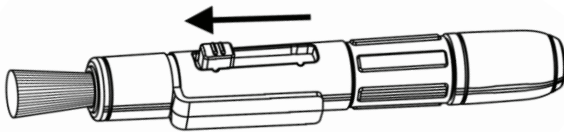


with Dry Nano-Particle Cleaning Formula

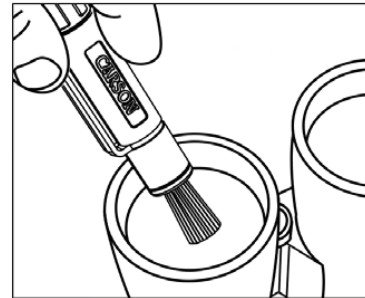
Congratulations on selecting your Lens Cleaner! In order to achieve optimum performance, please follow instructions for proper use and care.

USING BRUSH:

Step 1: Slide tab forward to extend brush.

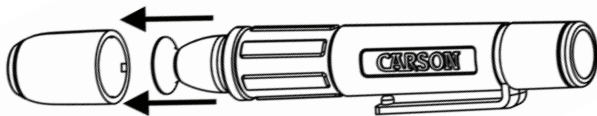


Step 2: Use brush to wipe away loose dirt and debris from lens. Retract brush when done.

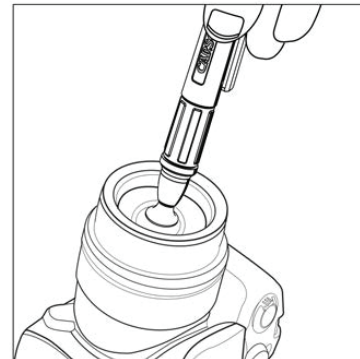


USING CARBON TIP:

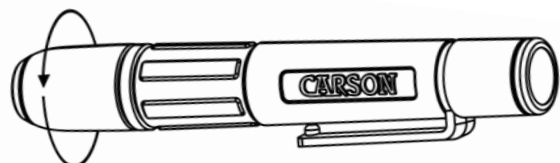
Step 1: Remove cap to expose carbon tip.



Step 2: Wipe lens surface in a smooth circular motion to remove smudges.



Step 3: Replace cap and twist one half turn to replenish cleaning compound on tip.



Note: To remove hardened deposits, breathe lightly on lens and wipe off with cleaning tip.

Important: Keep cap on pen when not in use to avoid unwanted debris on cleaning tip which can damage lens surface.

Customer Service: If you experience any difficulties please contact us and we will be happy to help you.



✉ info@carson.com



✉ uksupport@carson.com



✉ eusupport@carson.com

For warranty information, visit www.carson.com/warrant

www.carson.com

Carson Optical 2070 5th Avenue, Ronkonkoma, NY 11779 | Tel: 631-963-5000