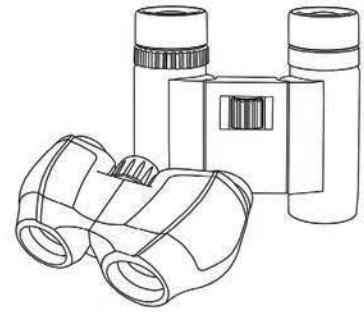


CARSON®

Compact Binoculars



Congratulations on selecting your new Carson Binocular! In order to achieve optimum performance, please follow instructions for proper use and care.

EYE ADJUSTMENTS: HOW TO ADJUST FOR DISTANCE BETWEEN THE EYES

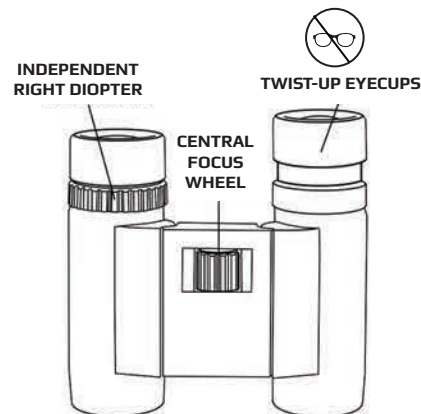
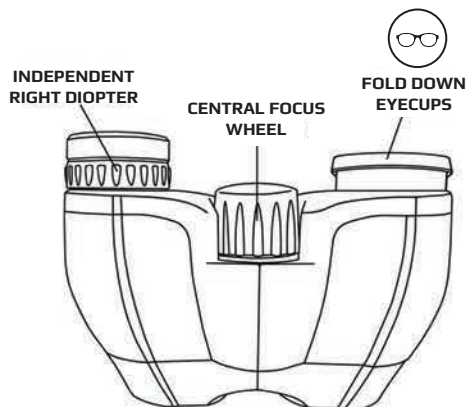
The distance between the eyes, interpupillary distance, varies from person to person. To achieve perfect alignment of lens to eye:

1. Hold binoculars in normal viewing position.
2. Rotate barrels closer or farther apart until you see a single circular field.

Single Circular Field



INDIVIDUALLY ESTABLISHING LEFT/RIGHT EYE FOCUS:



Most binoculars have a center focus wheel and an independent right diopter eyepiece to account for small differences in the strength of each eye. Please follow the steps below to focus properly:

1. Eyecups should be fully extended if you don't wear glasses. If you wear glasses, twist/roll down eyecups to bring your eyes closer to the binocular lens.
2. With right eye closed, rotate the central focusing wheel until the image in the left eyepiece is sharp.
3. With left eye closed, rotate the independent right diopter eyepiece until the image is sharp.
4. Image should now be focused to your individual eye strength and will retain setting for future use.

Note: If you still cannot focus, rotate adjustable right diopter to reset by lining up symbols (triangle, line, circle, etc.) on diopter eyepiece and barrel. Then repeat Focusing Steps 2 and 3.

FOCUSING YOUR BINOCULARS:

While viewing an image, adjust the center focus wheel for distance.

CLEANING AND CARE:

Cleaning must be done safely and carefully to avoid scratching the lenses and permanently damaging your binoculars. Safe cleaning can be accomplished by following the procedure below:

1. Blow away any dust or debris on the lens (or use a soft lens brush).
2. To remove dirt, grease, or fingerprints, clean with a microfiber cloth, rubbing in a circular motion. Use of a coarse cloth may scratch the lens surface and eventually cause permanent damage.
3. For a more thorough cleaning, photographic type lens cleaning fluid may be used. Always apply the fluid to the cleaning cloth, never directly to the lens. Do not use any abrasives, chemical cleaners, or solvents.
4. Never attempt to clean your binoculars internally or try to take them apart. This may cause the internal optical components of your binoculars to become misaligned resulting in a double image when looking through them.
5. Keep the lens cover (not included with some models) on the lenses when binoculars are not in use.
6. Non-waterproof models should not be exposed to excessive moisture.

Caution: Do not view the sun with this binocular. Viewing the sun can cause permanent eye damage.

Customer Service: If you experience any difficulties, please contact us and we will be happy to help you.



✉ info@carson.com



✉ uksupport@carson.com



✉ eusupport@carson.com

For warranty information, visit www.carson.com/warranty

www.carson.com

Carson Optical 2070 5th Avenue, Ronkonkoma, NY 11779 | Tel: 631-963-5000