

CARSON[®]

MagniLine[™]

MT-25

3x LED Magnifier with 10x Spot Lens

Congratulations on selecting your new MagniLine! In order to achieve optimum performance, please follow instructions for proper use and care.

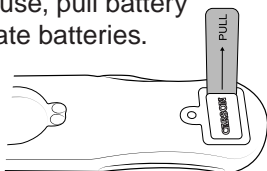
PRODUCT SPECIFICATION

Magnification:	3x/10x Spot Lens	Batteries:	3 G3 button cell (included)
Weight:	0.05 lbs	Accessories:	Pouch
Dimensions:	1.0" x 0.4" x 6.3"		

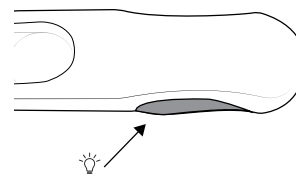


TURNING ON LED

1. Before first use, pull battery tab to activate batteries.



2. To turn LED ON/OFF, push in side button.



USING THE MAGNIFIER

Place magnifier over the subject you are viewing.

For Best Results:

- Depending on your vision, you may need to move the magnifier closer or further away until focused.

USING THE SPOT LENS

To see superfine details, use the spot lens.

For Best Results:

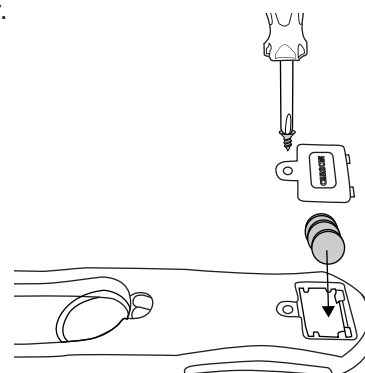
- The magnifier should be close to the subject when using the spot lens.

REPLACING BATTERIES

1. Remove screw using a Phillips #0 screwdriver and remove battery door.
2. Insert 3 new G3 batteries in the correct polarity as indicated.
3. Replace battery door and tighten screw.

WARNING

Batteries: Mixing old and new, different brands or types within brands may cause batteries to leak, overheat or explode. Keep away from fire or excessive heat. Inspect batteries for corrosion or leakage. Insert in direction indicated. Discard button cell batteries carefully. Keep button cell batteries away from children.



CARE

Clean using microfiber lens cloth. Do not use any abrasives, chemical cleaners, or solvents.

Customer Service:

If you experience any difficulties, please contact us and we will be happy to help you.



✉ info@carson.com



✉ uksupport@carson.com



✉ eusupport@carson.com

For warranty information, visit www.carson.com/warranty

www.carson.com

Carson Optical 2070 5th Avenue,
Ronkonkoma, NY 11779
Tel: 631-963-5000