

CARSON®

PageGlow™

PG-10R

Rechargeable LED Lighted Book light

Congratulations on selecting your new Book light! In order to achieve optimum performance, please follow instructions for proper use and care.

PRODUCT SPECIFICATION

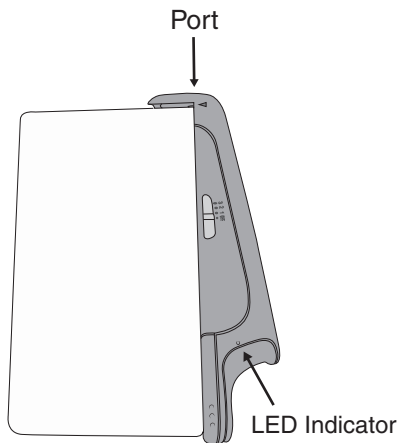
Weight:	0.28 lbs	Accessories:	Protective Pouch, USB Cable
Dimensions:	5.3" x 0.5" x 6.3"		



CHARGER SPECIFICATIONS

Storage Temperature:	68° Fahrenheit (20° Celsius)
Charging Voltage:	4.20V
Standard Capacity:	280mAh
Charging Time:	About 4 hours
Standard Voltage:	3.7V
Minimum Voltage:	2.75V

CHARGING BOOKLIGHT



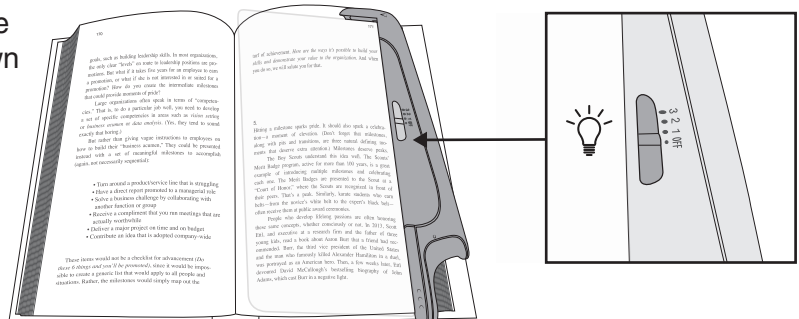
Before First Use, battery must be fully charged. Plug the small end of cable into book light's port and the larger end into computer's USB port.

The LED indicator on the book light will be red while charging and will turn green when fully charged (about 4 hours).

USING BOOK LIGHT

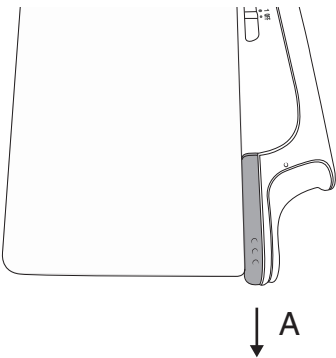
When reading at a table, place book light over page to illuminate reading area. Slide switch up to turn light on. Slide switch up to choose from 3 brightness settings. Slide switch down to turn off.

Note: Book light handle should be on the left side when illuminating pages on the left and on the right side when illuminating pages on the right.

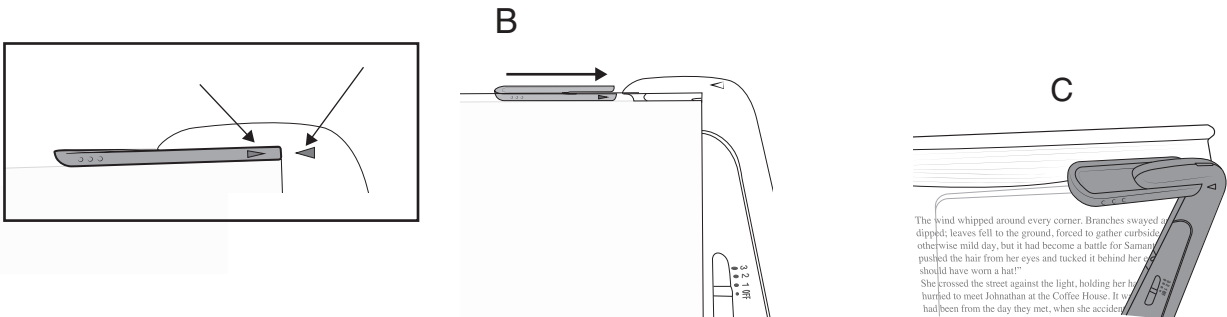


ALTERNATE METHOD

1. Pull down to release clip from bottom of handle (A).



2. Slide clip into position and align the arrow on clip with the arrow on handle (B). It will click into place. Once in place, rest clip on top edge of book (C).



Note: Book light handle should be on the left side when illuminating pages on the left and on the right side when illuminating pages on the right.

Customer Service:

If you experience any difficulties, please contact us and we will be happy to help you.



✉ info@carson.com



✉ uksupport@carson.com



✉ eusupport@carson.com

For warranty information, visit www.carson.com/warranty

www.carson.com

Carson Optical 2070 5th Avenue, Ronkonkoma, NY 11779 | Tel: 631-963-5000