

CARSON[®] REMOV-A-LENS

3-IN-1 LED LIGHTED HAND-HELD
MAGNIFIER

RL-30

Instructions for Use

Installing the Batteries

Remove the cap located at the base of the handle by pressing on the two textured buttons located on each side (Fig. 1) and pulling off (Fig. 2).

Fig. 1

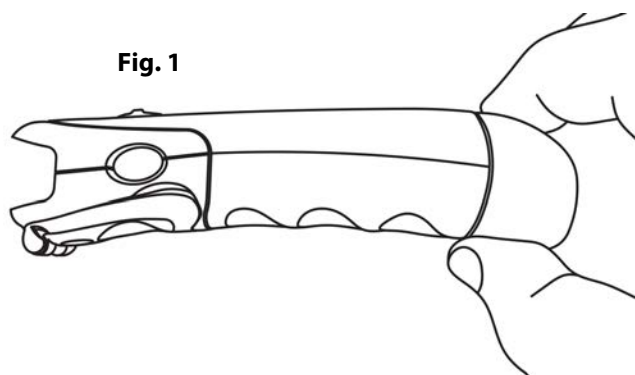
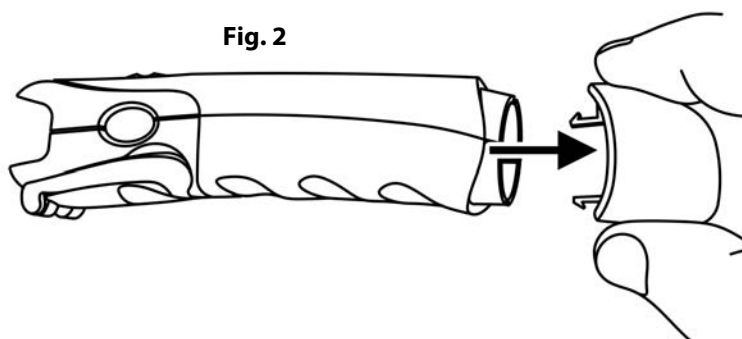


Fig. 2



Insert batteries in the direction shown on the polarity diagram (Fig. 3-4). Replace cap (Fig. 5).

Fig. 3

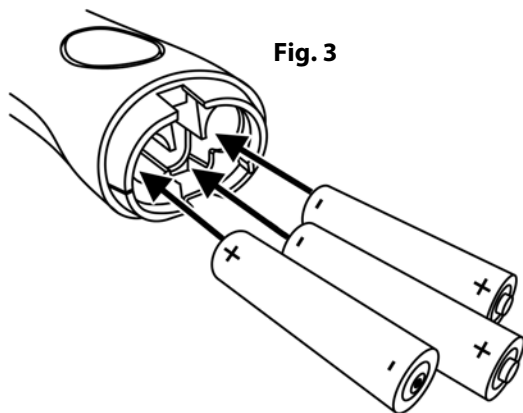


Fig. 4

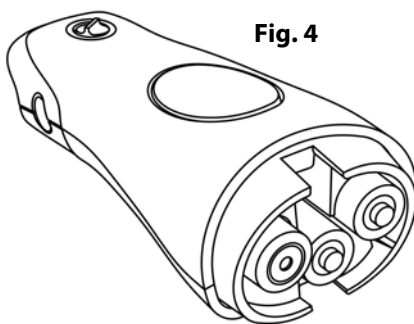
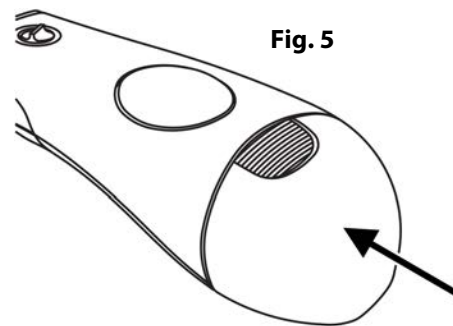


Fig. 5



WARNING: Use only alkaline batteries. Mixing old and new, different brands or types within brands may cause batteries to leak, overheat or explode. Keep away from fire or excessive heat. Inspect batteries for corrosion or leakage. Insert in direction indicated. Rechargeable batteries not recommended.

Inserting Lenses

Choose desired lens and insert into body as shown in Figure 6. Please note that adapter is keyed so it can only be inserted one way. Adapter will click when lens is inserted securely (Fig 7).

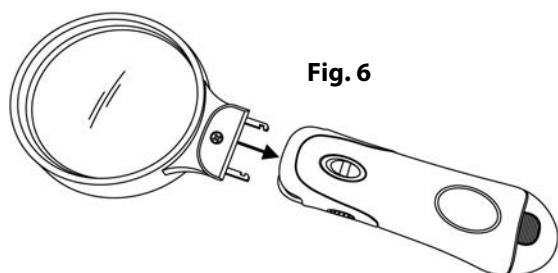


Fig. 6

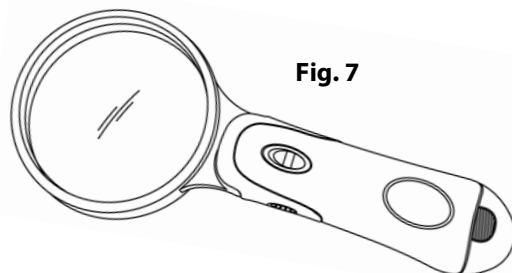


Fig. 7

Activating LED Light

Slide switch on handle upward to turn on light (Fig. 8). Turn light off when not in use.

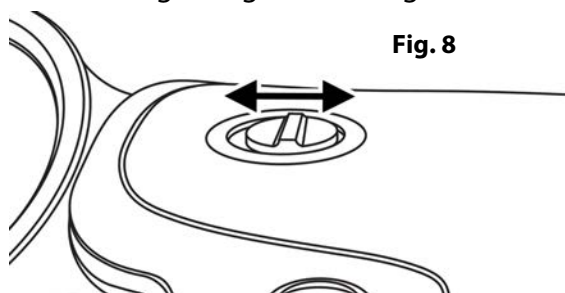


Fig. 8

For Use Hands-Free

Pull up stand located on the underside of handle (Fig. 9-10). With stand extended, place magnifier on table (Fig. 11).

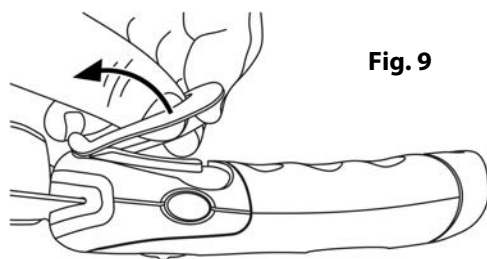


Fig. 9

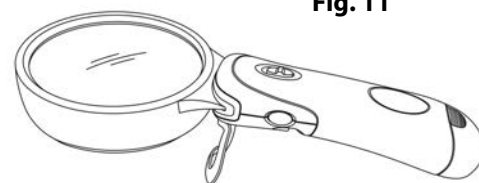
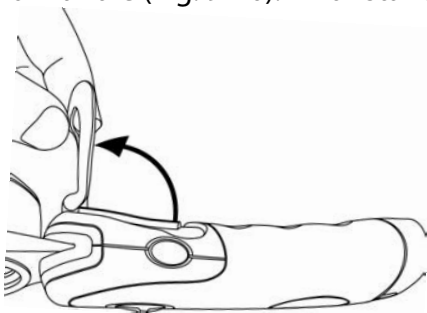


Fig. 11

Cleaning Your Magnifier

Clean lens with a soft, clean microfiber cloth by rubbing gently in a circular motion. Moisten the lens cloth with water if necessary. Do not use harsh chemicals, solvents or abrasives as they may damage the lens.

Note: When not in use, always store item in the included protective pouch to keep lenses scratch-free.

FIRE HAZARD: KEEP MAGNIFIER AWAY FROM DIRECT SUNLIGHT TO PREVENT ACCIDENTAL FIRE.

Customer Service:

If you experience any difficulties, please contact us and we will be happy to help you.

In the U.S.A.

Phone: 1-631-963-5000

Email: info@carson.com

In the U.K.

Phone: +44 (0) 1938 557440

Email: uksupport@carson.com

In the E.U.

Phone: +44 (0) 1938 557440

Email: eusupport@carson.com

For warranty information, visit www.carson.com/warranty